


M20 Connectors

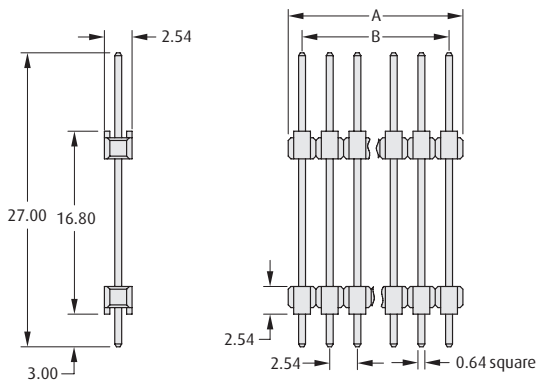
Male Vertical & Extended PC Tail



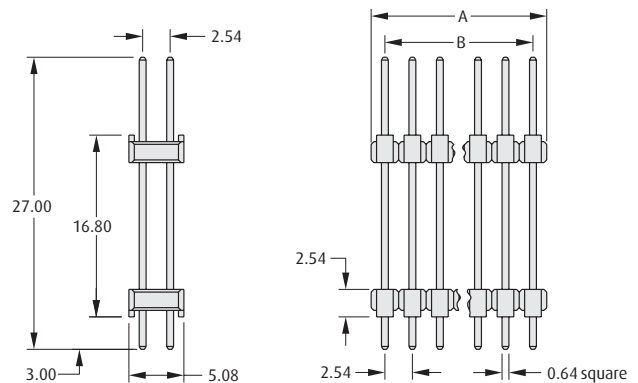
- ❖ Suitable for use with female connectors shown on pages 120 to 126.
- ❖ Unshrouded pin headers can be cut to smaller sizes.
- ❖ Additional Insulator on extended headers giving greater rigidity to ensure pin alignments and controls the board spacing.
- ❖ Contact technical@harwin.com for other size availability.

2.54mm (.100") PITCH

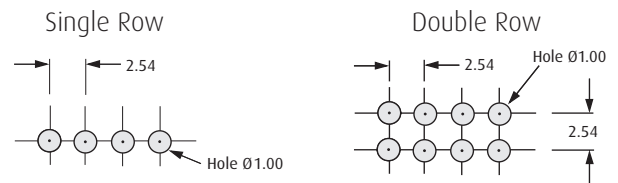
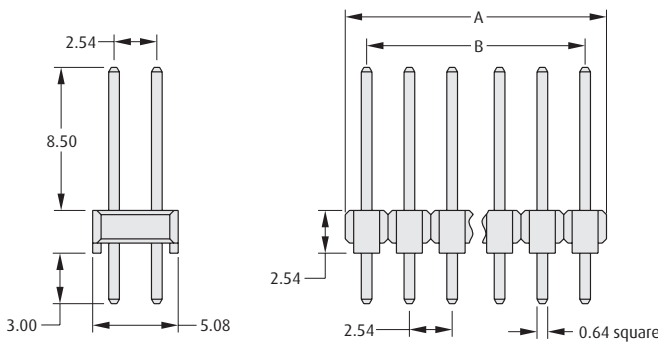
EXTENDED SINGLE ROW



EXTENDED DOUBLE ROW



DOUBLE ROW (For Bottom Entry Sockets)



Recommended PC Board Patterns

CALCULATION

A	2.54 x No. of ways per row
B	2.54 x (No. of ways per row - 1)

HOW TO ORDER

M20 - 9 XX XX XX

SERIES CODE

CONNECTOR TYPE

60	Extended Double Row
61	Extended Single Row
97	Vertical Double Row

NO. OF WAYS PER ROW

01 to 40	Vertical
02 to 40	Extended

FINISH

45	Gold	
46	Tin	

www.harwin.com

All dimensions in mm.

